

LUMINAIRE PHOTOMETRIC TEST REPORT

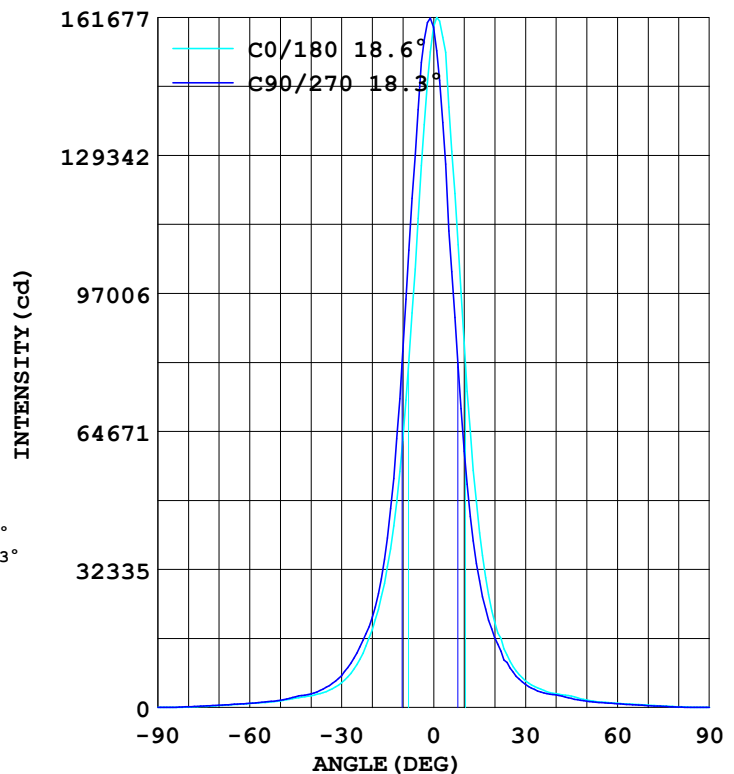
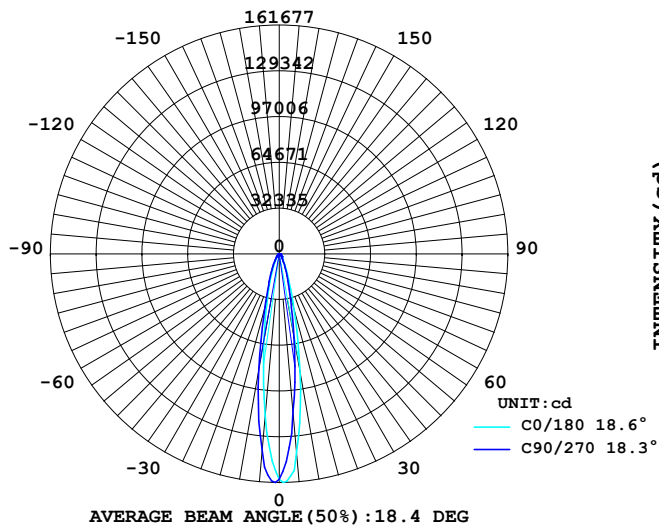
Report number:

MANUFACTURER: ILUMEN GMBH	Address:	
NAME: Klose	TYPE: IL-FL19-N24040-15	WEIGHT:
SPECIFICATION: 2835LED、4000K、15DEG	DIMENSION:	SERIAL No.:

DATA OF LAMP		Imax(cd)	163214	S/MH (C0/180)	0.28
MODEL		EFFICIENCY (%)	100.0	S/MH (C90/270)	0.36
NOMINAL POWER(W)	240	TOTAL FLUX(lm)	32441	Voltage(V)	230.3
RATED VOLTAGE (V)	230	EFFICIENCY (lm/W)	134.7	Current(A)	1.059
NOMINAL FLUX(lm)	32441.4	η up (%)	0.0	Power(W)	240.8
LAMPS QUANTITY	1	η down (%)	100.0	Power Factor (PF)	0.987
TEST VOLTAGE (V)	230.4	Effective Flux(lm)	32441.4	EEI	0.111

LUMINOUS INTENSITY DISTRIBUTION

LUMINOUS INTENSITY DISTRIBUTION



Test System:
 Temperature: 25.3DEG
 Operators:
 Test Date: 2024.11.19

Test Set: 5.0deg/s C-Gamma (TYPE C)
 Humidity: 65.0%
 Test Distance: 10.000 m
 Remarks:

Color Temperature Data List

Report number:

MANUFACTURER: ILUMEN GMBH	Address:	
NAME: Klose	TYPE: IL-FL19-N24040-15	WEIGHT:
SPECIFICATION: 2835LED、4000K、15DEG	DIMENSION:	SERIAL No.:

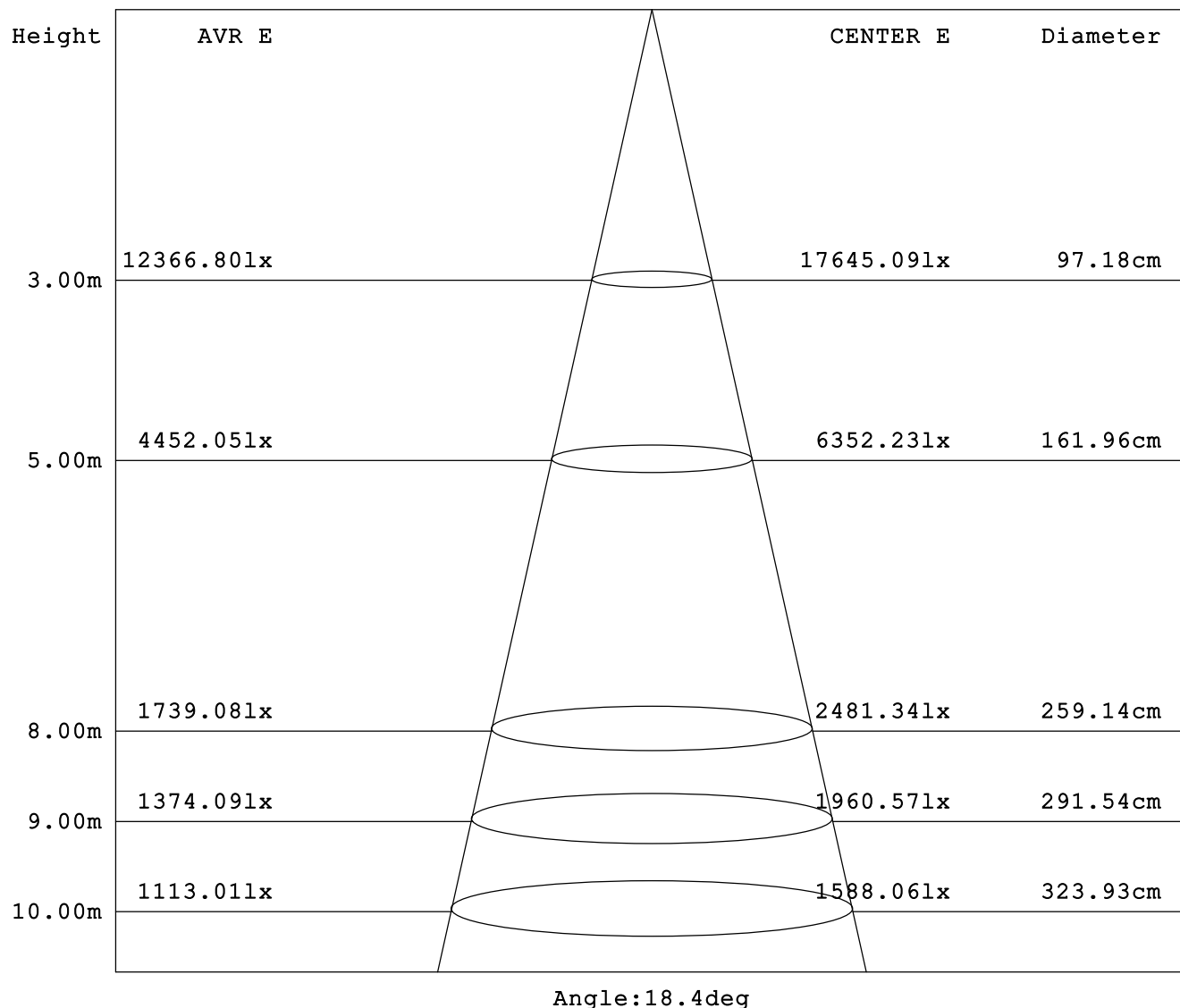
Test System:
Temperature: 25.3DEG
Operators:
Test Date: 2024.11.19

Test Set: 5.0deg/s C-Gamma (TYPE C)
Humidity: 65.0%
Test Distance: 10.000 m
Remarks:

AVERAGE AND CENTER E Figure

Report number:

MANUFACTURER: ILUMEN GMBH	Address:	
NAME: Klose	TYPE: IL-FL19-N24040-15	WEIGHT:
SPECIFICATION: 2835LED、4000K、15DEG	DIMENSION:	SERIAL No.:



Test System:
 Temperature: 25.3DEG
 Operators:
 Test Date: 2024.11.19

Test Set: 5.0deg/s C-Gamma (TYPE C)
 Humidity: 65.0%
 Test Distance: 10.000 m
 Remarks:

ZONAL FLUX DIAGRAM

Report number:

MANUFACTURER: ILUMEN GMBH	Address:	
NAME: Klose	TYPE: IL-FL19-N24040-15	WEIGHT:
SPECIFICATION: 2835LED、4000K、15DEG	DIMENSION:	SERIAL No.:

γ	C0	C45	C90	C135	C180	C225	C270	C315	γ	Zone	total
5.0	1145	1192	1400	1454	1406	1329	1116	1125	0- 5	3403	3403
10.0	625.8	657.4	834.4	886.7	852.6	761.0	599.9	602.2	5- 10	6888	10291
15.0	330.3	337.2	396.7	432.7	409.3	362.6	296.3	308.4	10- 15	6054	16346
20.0	182.6	183.0	211.5	220.9	200.5	181.9	164.2	172.1	15- 20	4255	20601
25.0	100.6	104.9	127.8	113.1	108.6	100.8	92.62	103.0	20- 25	3013	23614
30.0	57.96	62.42	74.93	71.68	62.75	59.91	54.23	63.76	25- 30	2095	25709
35.0	37.27	40.12	47.62	45.77	43.41	40.56	36.25	40.40	30- 35	1507	27216
40.0	27.51	27.88	32.04	32.01	32.32	30.39	29.30	28.85	35- 40	1166	28382
45.0	21.92	21.84	25.35	26.33	26.91	26.01	21.28	22.21	40- 45	998.3	29380
50.0	15.72	16.12	17.16	18.91	17.53	18.08	14.81	16.04	45- 50	820.5	30201
55.0	11.92	12.27	12.88	13.45	12.65	13.32	11.38	12.05	50- 55	629.4	30830
60.0	9.274	9.515	9.835	10.73	9.870	10.09	8.825	9.212	55- 60	507.7	31338
65.0	6.823	7.007	7.551	8.173	7.669	7.659	6.576	6.512	60- 65	410.2	31748
70.0	4.560	4.741	5.402	5.744	5.573	5.650	4.477	4.295	65- 70	310.9	32059
75.0	2.618	2.750	3.375	3.639	3.406	3.294	2.678	2.403	70- 75	208.9	32268
80.0	0.984	1.159	1.786	1.905	1.814	1.619	0.999	0.950	75- 80	116.5	32384
85.0	0.261	0.248	0.509	0.653	0.487	0.487	0.306	0.189	80- 85	46.32	32431
90.0	0.088	0.047	0.091	0.125	0.063	0.093	0.088	0.049	85- 90	10.62	32441
95.0									90- 95		
100.0									95-100		
105.0									100-105		
110.0									105-110		
115.0									110-115		
120.0									115-120		
125.0									120-125		
130.0									125-130		
135.0									130-135		
140.0									135-140		
145.0									140-145		
150.0									145-150		
155.0									150-155		
160.0									155-160		
165.0									160-165		
170.0									165-170		
175.0									170-175		
180.0									175-180		
DEG	LUMINOUS INTENSITY:×100cd									UNIT:lm	

Test System:
Temperature:25.3DEG
Operators:
Test Date:2024.11.19

Test Set: 5.0deg/s C-Gamma (TYPE C)
Humidity:65.0%
Test Distance:10.000 m
Remarks:

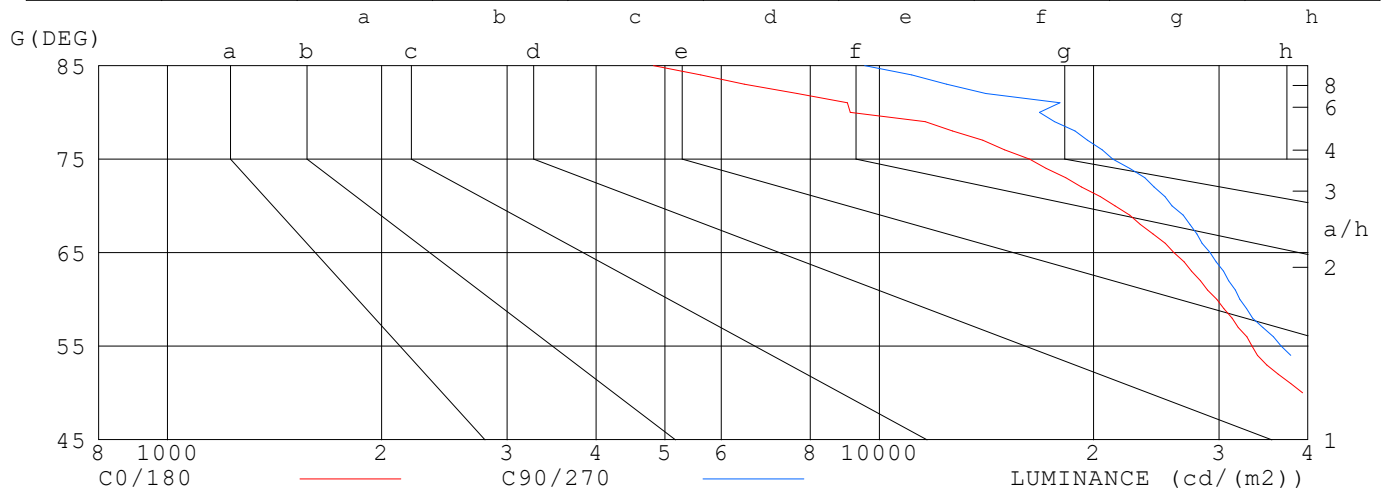
LUMINANCE LIMITATION CURVES

Report number:

MANUFACTURER: ILUMEN GMBH	Address:	
NAME: Klose	TYPE: IL-FL19-N24040-15	WEIGHT:
SPECIFICATION: 2835LED、4000K、15DEG	DIMENSION:	SERIAL No.:

LUMINANCE LIMITATION CURVES

GLARE	CLASS	ILLUMINANCE (lx)							
1.15	A	2000	1000	500	<=300				
1.50	B		2000	1000	500	<=300			
1.85	C			2000	1000	500	<=300		
2.20	D				2000	1000	500	<=300	
2.55	E					2000	1000	500	<=300



LUMINANCE cd/(m2)		
G (DEG)	C0/180	C90/270
85	4816	9541
80	9103	16789
75	16260	21286
70	21429	25783
65	25946	29166
60	29808	32110
55	33402	36673
50	39321	43593
45	49838	58537

Test System:
 Temperature: 25.3 DEG
 Operators:
 Test Date: 2024.11.19

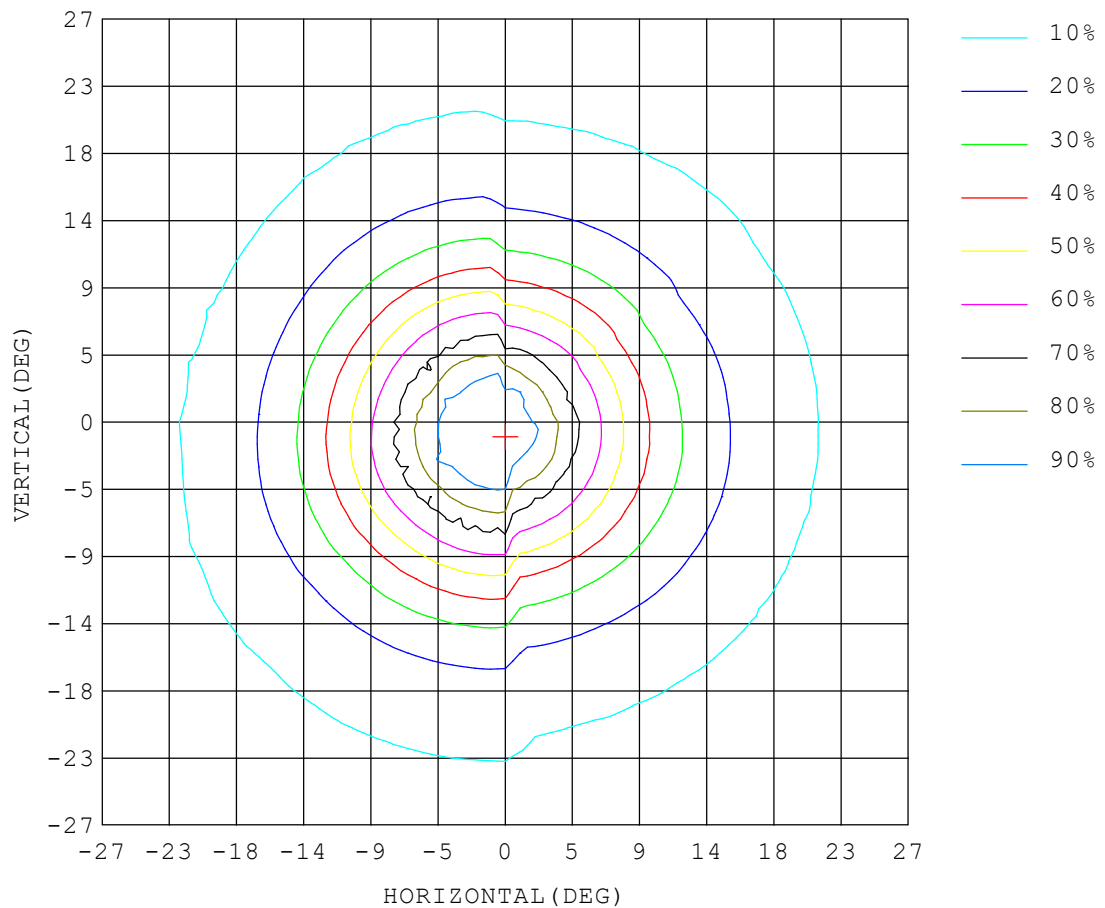
Test Set: 5.0 deg/s C-Gamma (TYPE C)
 Humidity: 65.0%
 Test Distance: 10.000 m
 Remarks:

ISOCANDELA DIAGRAM

Report number:

MANUFACTURER: ILUMEN GMBH	Address:	
NAME: Klose	TYPE: IL-FL19-N24040-15	WEIGHT:
SPECIFICATION: 2835LED、4000K、15DEG	DIMENSION:	SERIAL No.:

UNIT: cd



Test System:
Temperature: 25.3DEG
Operators:
Test Date: 2024.11.19

Test Set: 5.0deg/s C-Gamma (TYPE C)
Humidity: 65.0%
Test Distance: 10.000 m
Remarks: